

Tuftex Corrugated PVC Ag Panels



Installation Tips

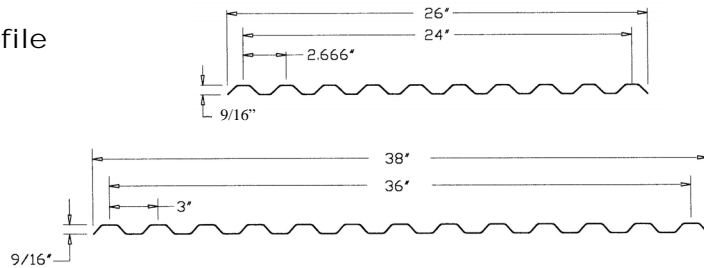
Storage Inside, out of sun and always covered (climatize product)

Cutting Single panels - use utility knife, scissors or snips. Multiple panels - cut with a circular saw using a plywood blade reversed

Screwing Predrill all fastening holes 1/8" to 3/16" larger than the diameter of the fastener being used or use a one-step galvanized screw with neoprene washer. Use a steel version for highly corrosive environments

Specifications

Profile



Panel Sizes Widths: 26" and 38"
 Lengths: 8'2", 10'2", 12'2", 16'4", 20'4"
 Thickness: .032"
 Custom Lengths Available

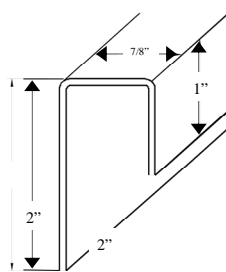
Color Bright White or Black

Warranty

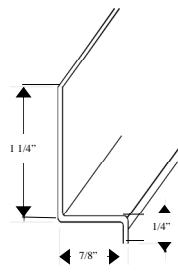
10-Year Limited Warranty

Accessories

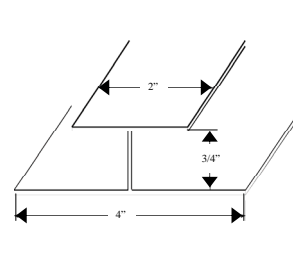
A full line of accessories are available to make your installation easier and enhance the look of your finished interior walls and ceilings.



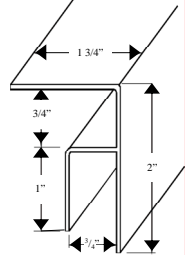
"J" Trim



Base Trim



Sheet Divider



Inside Corner

Call 800-777-7663
 or visit www.tuftexpanel.com
 4900 Ondura Drive,
 Fredericksburg, VA 22407
 Phone: 540-898-7000 Fax: 540-898-4991