



You Can Do It In 5 Easy Steps

1. Determine Dimensions
2. Cut and Nail Support Structures
3. Pre-Drill Tuftex Panels
4. Fasten Panels in Place
5. Sit Back, relax, and enjoy

Installation Tips:

Tuftex® panels are the best building panels available for many home improvement projects such as deck covers, sun porches, carports, patio covers, privacy panels as well as many light commercial and agricultural applications. They are not recommended as the primary roofing for residential or commercial buildings.

Storage: Store out of the sun, preferably indoors. Do not store outside in uncovered stacks, as damage from heat build-up may occur.

Cutting: Cut single panels of Tuftex® with a utility knife, or a pair of snips. Multiple panels may be cut using a circular saw with a plywood blade reversed or a fine tooth handsaw.

Side Laps and End Laps: Seal all side laps and end laps with a silicone sealer. Overlap sides of panels one corrugation and ends a maximum of 4".

Fastening: Important - Pre-drill all fastening holes. All products naturally expand and contract with change in temperature. Because of this, all panels must be fastened to allow for expansion and contraction. Always pre-drill hole prior to fastening panels. The diameter for the hole must be 2/16 to 3/16 larger than the diameter of the nail or screw. Do not overtighten fasteners. Aluminum nails or screws with attached neoprene washer are recommended. In a roofing application, fasten the panels on the crowns. In a siding/wall application, fasten the panels in the valleys.

Pitch: Plan a minimum 1" pitch per foot of roof. (Pitch is the amount of height in inches the rafter rises per foot.) In heavy snow areas, plan up to 3" pitch per foot.

Crossbrace Support Structure: Install Tuftex® Vinyl® panels on a maximum of 24" o.c. Tuftex® PolyCarb® can span 36" o.c.

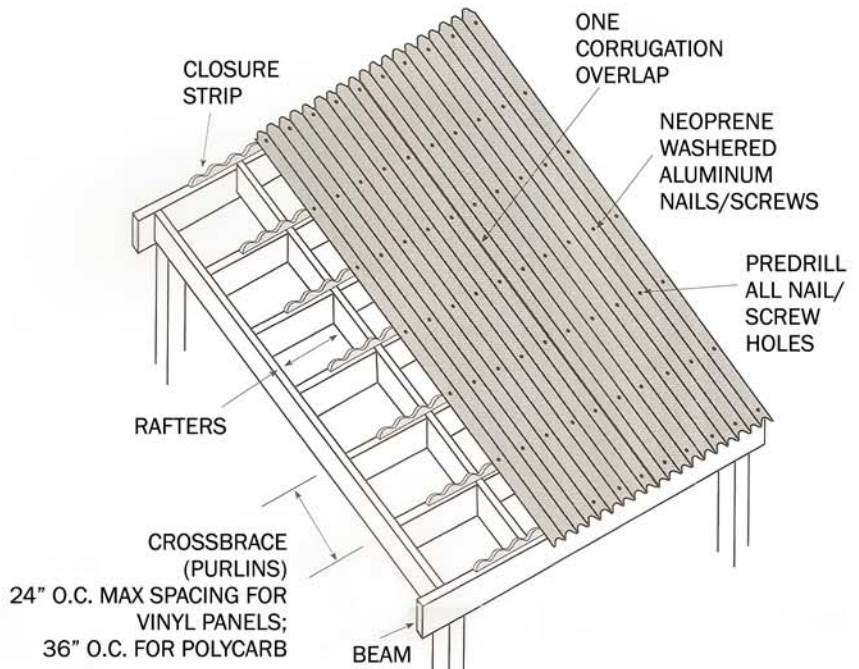
Consult your local building department for requirements.

Closure strips: Use Tuftex® closure strips which are available in both wood and foam. They have been designed to fit the SeaCoaster® 2 2/3" x 9/16" round wave and the PolyCarb® and UltraVinyl® square rib pattern.

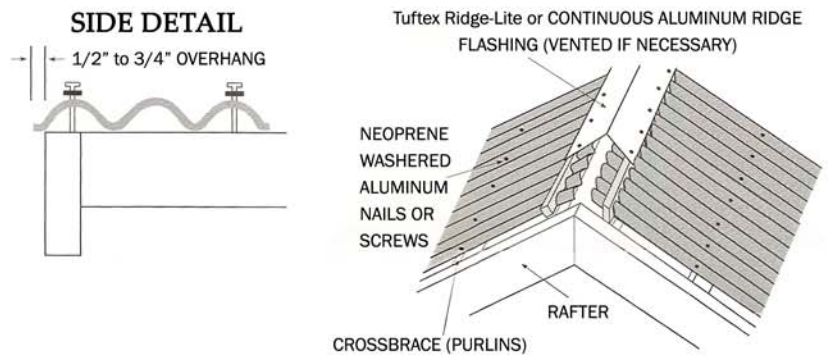
Heat & Temperature Issues: Make sure you choose the right product for your project. For projects in high heat or cold areas where the surface temperature ranges from +270°F to -40°F select Tuftex® PolyCarb®. Tuftex® Vinyl Opaque panels are suitable for all weather conditions and surface temperatures up to 150°F. Vinyl Translucent and Clear panels are to be installed for use in milder weather conditions only, and are not recommended for locations with high UV or surface temperatures that can exceed 125°F. Never install Tuftex® panels directly over dark colored rafters or closure strips. For best results, paint (white) the top edge of the rafter or closure strip that is exposed to sunlight. Do not overlap or apply over existing roofing or lattice.

Ventilation: All Tuftex® covered structures need adequate ventilation to control condensation and ensure coolness. If high heat may develop choose Tuftex® PolyCarb® panels for your project.

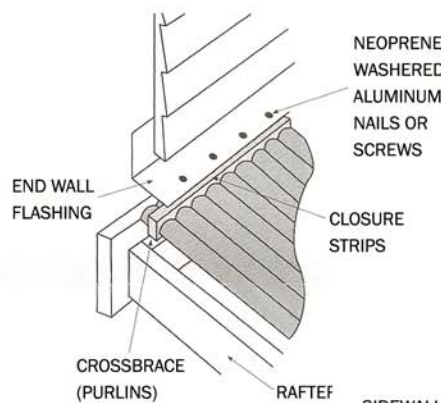
CANOPY FRAMING DETAIL



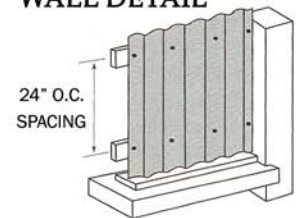
RIDGE DETAIL



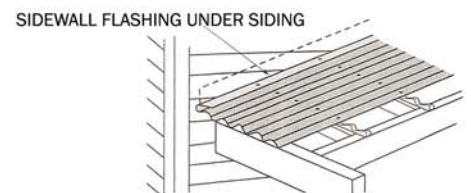
FLASHING DETAIL AT WALL



FENCE OR SIDE WALL DETAIL



SIDEWALL DETAIL



Tallant Industries, Inc.
Fredericksburg, VA 800-777-7663

In as much as Tuftex Corporation has no control over the use to which others may put this material, it does not guarantee the results, the effectiveness, or the safety of any possible or suggested design as illustrated herein by any photographs, technical drawings and the like. Each user of the material or design or both should make his own tests to determine the stability of the material or any material for the design, as well as the suitability of the material or design or both for his own particular use. Statements concerning possible or suggested uses of the materials or designs described herein are not to be construed as recommendations for use of such materials or designs. User can expect normal pigmentation change over the life of the product. There are no warranties, express or implied, including any warranty or merchant ability or fitness for any particular purpose. The liability of the seller shall not exceed the purchase price of the products and the Buyer shall not be entitled to nor Seller be liable for consequential, incidental, indirect or special damages resulting in any manner from the furnishing of the product or for any damages of any kind arising from the installation or use of the products.